



nne pharmaplan®	User Requirement Specifications				
	Equipment/System#	0.2/0.22 µ Sterile filter Unit			
	Identification #	T-SFU 01	Document#	URS/T/SFU 01	
	Effective Date #	2014.01.02	Revision#	04	

User Requirement Specifications

0.2/0.22 µ Sterile Filter Unit

Process Code	Area	Equipment code	Qty(Nos)	Capacity
T	Tetanus	T-SFU 01	1	Configuration: 10"Size, Code 7 0.2/0.22 µ filter

HLL LIFECARE LIMITED,CHENNAI**Revival of DPT Vaccine Manufacturing Facility ,PII,COONOOR**

nne pharmaplan®	User Requirement Specifications				
	Equipment/System#	0.2/0.22 µ Sterile filter Unit			
	Identification #	T-SFU 01	Document#	URS/T/SFU 01	
	Effective Date #	2014.01.02	Revision#	04	

URS Annexure List

URS Annex No.	Detail
1.	Layout showing the location of the 0.2/0.22 µ Sterile filtration unit in the Tetanus block
2.	List of preferred MAKE of components

HLL LIFECARE LIMITED,CHENNAI

Revival of DPT Vaccine Manufacturing Facility ,PII,COONOOR



nne pharmaplan®	User Requirement Specifications				
	Equipment/System#	0.2/0.22 μ Sterile filter Unit			
	Identification #	T-SFU 01	Document#	URS/T/SFU 01	
	Effective Date #	2014.01.02	Revision#	04	

Table of Contents

1.0	APPROVAL SIGNATURE.....	4
2.0	EQUIPMENT DESCRIPTION.....	5
3.0	PROCESS DESCRIPTION.....	8
3.1	INPUT & CHARGING METHOD	8
3.2	BRIEF PROCESS STEPS	8
3.3	OUTPUT & DISCHARGING METHOD	8
4.0	PRODUCTIVITY REQUIREMENT	8
4.1	DESIRED/ SUGGESTED CAPACITY	8
4.2	STANDARD BATCH SIZE	8
4.3	CHANGE OVER TIME	8
4.4	OTHERS(IF ANY)	8
5.0	CONTAINMENT	8
6.0	GMP REQUIREMENTS.....	8
6.1	PROCESS CONTROL	8
6.2	FAILURE MODE DETECTION	9
6.3	IN –PROCESS CONTROL.....	9
6.4	LEVEL OF INSTRUMENTATION	9
6.5	BATCH DATA DISPLAY AND RECORD PRINTING	9
6.6	GMP REQUIREMENTS (OTHERS)	9
7.0	CONSTRAINTS.....	10
7.1	EQUIPMENT LOCATION AND AVAILABLE SPACE	10
7.2	AVAILABLE UTILITY	10
8.0	ABBREVIATION	10

HLL LIFECARE LIMITED,CHENNAI**Revival of DPT Vaccine Manufacturing Facility ,PII,COONOOR**

nne pharmaplan®	User Requirement Specifications				
	Equipment/System#	0.2/0.22 µ Sterile filter Unit			
	Identification #	T-SFU 01	Document#	URS/T/SFU 01	
	Effective Date #	2014.01.02	Revision#	04	

1.0 APPROVAL SIGNATURE

This document is prepared by the Process, Validation and GMP Compliance team of "NNE Pharmaplan India" for the project "Revival of DPT Vaccines manufacturing Facility" (**Project number:-110831**) of Pasteur Institute of India, Coonoor under the authority of their Project Manager. Hence, this document before being effective shall be approved by the QA team of Pasteur Institute of India, and authorized by the appropriate Project Authority.

Prepared by

Name/ Designation	Signature	Date
Ms. Shilpa Rao Sr. Project Engineer-Biotech NNE Pharmaplan India Ltd.		

Checked by

Name/ Designation	Signature	Date
Mr. K. Sridhar Babu Assistant Manager- Validation & GMP Compliance NNE Pharmaplan India Ltd.		


Approved by

Name/ Designation	Signature	Date
Mr. Vikas Katial GM and Head-COC Vaccines NNE Pharmaplan India Ltd.		
HLL Lifecare Limited		
Pasteur Institute of India		

Authorized by

Name/ Designation	Signature	Date
Project Authority Pasteur Institute of India		

HLL LIFECARE LIMITED,CHENNAI**Revival of DPT Vaccine Manufacturing Facility ,PII,COONOOR**

nne pharmaplan®	User Requirement Specifications				
	Equipment/System#	0.2/0.22 μ Sterile filter Unit			
	Identification #	T-SFU 01	Document#	URS/T/SFU 01	
	Effective Date #	2014.01.02	Revision#	04	

2.0 EQUIPMENT DESCRIPTION

The equipment described in this URS is a mobile “**0.2/0.22 µ sterile filter unit**” for carrying the sterile filtration of the Tetanus toxin after the Microfiltration step in the fermentation room. The sterile filtration must be performed under sterile conditions.

The unit will be installed in a clean room and therefore has to meet all requirements accordingly. The system shall be operated by manual mode.

2.0.1. Design, function and control of the unit have to be GMP compliant.

(A) One Skid mounted Sterile Filtration Unit including lockable castor wheels with adjustable pads. The major components are:

- Size 10", Code 7 (0.22/0.2 µ) Filter Cartridges for sterile filtration of the toxin with SS316L housing, all pipelines and connections, which come in contact with the product should be made SS 316 L and electro polished with Ra<0.6 µ for product contact parts and Ra<1.2 µ for product non-contact parts
- Staubli connectors to be provided for the filters for filter integrity testing
- Pressure Gauges/ indicators at inlet and outlet of the filter
- Air filter for Compressed air should be sterilized along with the whole system
- Manual diaphragm valves (mainly for utilities like pure steam, compressed air)
- Peristaltic Pump (feed pump)
- Interconnecting sanitary process piping.
- Fittings (Such as Triclover clamps, steam traps, reducer (if required) etc)
- Pressure regulator for compressed air
- Product sampling provision
- Instrumentation air assembly control (pre-filter, valve assembly etc)
- Skid mounted with complete assembly with lockable castor wheels with adjustable pads

(B) The filtration unit should contain the followings for a smooth running of the equipment.


S. No.	Description	Purpose
1	Product Inlet with TC end	For attaching to the pipe line from the Pressure vessel
2	Product outlet with TC end	For attaching to flexi hose to transfer to Nalgene bottles sterile to sterile connection to be provided
3	Filter housing	On line filter housing for sterile grade filter of 0.2/0.22 µm.
4	Common drain line	For draining the product remained in the filter housing and the connected piping at the end of filtration. Also to drain the product from the vent of housing during initial purging of the product.
5	Staubli connector	For testing the integrity of the filter using integrity test kit.

(C) **Clean In Place:** CIP of the system shall be done using Mobile CIP trolley(Once through) with WFI and CIP recipe with the help of pump, manual diaphragm valve, and pressure indicator. The necessary controlling mechanism will be associated with the CIP trolley.

(D) **Sterilization In Place:** Sterilization of the system shall be done by using the Mobile SIP Trolley.

HLL LIFECARE LIMITED,CHENNAI

Revival of DPT Vaccine Manufacturing Facility ,PII,COONOOR


nne pharmaplan®	User Requirement Specifications					
	Equipment/System#		0.2/0.22 µ Sterile filter Unit			
	Identification #		T-SFU 01	Document#		URS/T/SFU 01
	Effective Date #		2014.01.02	Revision#		04

Note: The following points which are there in the IRS(Installation Requirement Specifications) are not applicable for this equipment:

- 4.1.10 , 4.1.11, 4.1.13,4.1.17
- **Sec 5.1 Table 2**
 - **SI.NO 2 and 3** :FDA guidance for industry
 - SI.NO 5 CE Conformity,
 - SI.NO 7 ANSI/NSF 49-2008, ISO 14664, ISO 8362
 - SI.NO 8 ISO 14664
 - SI.NO 9 ISO 8362
- Sec 5.4.1
- Sec 5.6

HLL LIFECARE LIMITED,CHENNAI

Revival of DPT Vaccine Manufacturing Facility ,PII,COONOOR


nne pharmaplan®	User Requirement Specifications				
	Equipment/System#	0.2/0.22 µ Sterile filter Unit			
	Identification #	T-SFU 01	Document#	URS/T/SFU 01	
	Effective Date #	2014.01.02	Revision#	04	

Note:

1.	This Technical Specification is the basis for an inquiry to a vendor and therefore the basis for the vendor's proposal.
2.	The vendor is asked to state in "REMARKS" column with "yes" if the described requirement will be completely fulfilled and with "no" in case the requirement will not or cannot be fulfilled with the proposed equipment. In case of an deviation a comment must be inserted or enclosed as a separate annexure by referring to the respective URS specification number.
3.	The vendor must clearly comment each item of the Technical Specification. The comments must be in English language. If extra cost for necessary options become necessary the item must be clearly stated.
4.	In case that the requirement includes a question or request or an information from the vendor, the answer / information should be stated in the "REMARKS" column.
5.	The final version of this document including the vendor's comments will become basis of a potential purchase order or contract.
6.	The Technical Specification serves to define a summary of all vendor's requirements concerning scope of delivery and services.
7.	The vendor is responsible for technically unobjectionable function of the equipment. This TS is not intended to dictate a technical design to the vendor. If agreed upon with the vendor, the vendor can apply his practically proven design.
8.	Special Instruction a. If no comments against any specification shall be considered as "NO" and b. If there is no reply / comments against the complete URS by the vendor then it shall be treated as unresponsive / technically non-compliant and rejected.
9.	All the instruments and controls mentioned in the URS(s) are expected to be standard supply and part of your standard equipment model. In case of any deviation or redundancy or additional scope of supply is noticed, vendor is required to obtain clarification from HLL before submitting the quotes.
10.	The makes requested are standard international makes. In case of any deviation, vendor to seek clarification from HLL before submitting the offers.
11.	Refer document Installation Requirement Specification and Specific Instructions with URS; NPI_110831_IRS_PII_01
12.	Refer Tender document with URS; NPI/110831/EQP/TD/04

HLL LIFECARE LIMITED,CHENNAI

Revival of DPT Vaccine Manufacturing Facility ,PII,COONOOR

nne pharmaplan®	User Requirement Specifications				
	Equipment/System#	0.2/0.22 µ Sterile filter Unit			
	Identification #	T-SFU 01	Document#		URS/T/SFU 01
	Effective Date #	2014.01.02	Revision#		04

Specifications	Remarks
----------------	---------

3.0 PROCESS DESCRIPTION

3.1 Input & Charging method

Product inlet: Clarified Tetanus toxin(after Micro filtration) is transferred to intermediate Pressure vessel by using Compressed Air, then to the 0.2/0.22 micron sterile filter unit.

3.2 Brief Process Steps

The equipment will be used for sterile filtration of the clarified tetanus toxin and has to be tested and operated according to biosafety regulations.

- The clarified Tetanus toxin will be sterile filtered in the 0.2/0.22 micron filter
- The aeration of the filtration unit with filtered compressed air and the sterilizable air filter should be sterilized along with SFU.

3.3 Output & Discharging method

- The Filtrate will be collected into 50 L nalgene bottles under Mobile LAF.

4.0 PRODUCTIVITY REQUIREMENT

4.1 Desired/ suggested capacity

- The filter element should have least protein binding (<4 µg/cm² for Immunoglobulin G)
- Low hold-up volume
- The filter element shall be of open channel SIP able PVDF membranes with least extractables (< 20 mg/ml for a 10 inch cartridge)

4.2 Standard batch size

Not Applicable

4.3 Change Over Time

Not Applicable

4.4 Others(if any)

Not Applicable

5.0 Containment

The whole transport of the Toxin to be contained to avoid any contamination

6.0 GMP REQUIREMENTS


6.1 Process control

- Following parameters shall be controlled manually

- Temperature of the sterilization

HLL LIFECARE LIMITED,CHENNAI

Revival of DPT Vaccine Manufacturing Facility ,PII,COONOOR

nne pharmaplan®	User Requirement Specifications				
	Equipment/System#	0.2/0.22 µ Sterile filter Unit			
	Identification #	T-SFU 01	Document#	URS/T/SFU 01	
	Effective Date #	2014.01.02	Revision#	04	

Specifications	Remarks
----------------	---------

b.The drain valve position and control.

6.2 Failure mode detection

Emergency stop activated (manual shut down)

6.3 In –Process control

Sampling valve shall be provided in the line to collect sample at the end of the filtration.

6.4 Level of instrumentation

Vendor shall design and propose the instrumentation according to the process control system for monitoring and control:

Parameters	Purpose	Instrumentation
Temperature	Monitor and indicate the temperature (during SIP at the drain points.)	Temperature indicator at the lowest point of the system
Pressure	Monitor the pressure at both inlet and out let of SFU	Pressure gauge/ indicator
Valve arrangement	To control pressurized utility(Pure steam and Compressed air)	Manual diaphragm valves
Drain	For product drain and condensate drain	Manual diaphragm valve

6.5 Batch data display and record printing

Not Applicable

6.6 GMP requirements (Others)

6.6.1 Equipment must be designed for aseptic operation

6.7 Specific requirements

In general the equipment has to be designed in a way to get easy and quick access to all necessary maintenance points

6.7.1 All ports should be attached with Sanitary Tri clamps

6.7.2 Steam traps should be provided for the drain lines

6.7.3 All valves shall be sanitary type manually operated valves


6.7.4 All valves shall be SS316L with diaphragm of PTFE backed EPDM and surface finish of Ra≤0.6 µm with Electro polished.

6.7.5 Additional requirements:

Calibration of measuring instruments according to international standards, full-loop calibration is required for GMP and quality relevant instruments. The Supplier has to provide calibration protocols and guidelines for writing SOPs for recalibration.

HLL LIFECARE LIMITED,CHENNAI

Revival of DPT Vaccine Manufacturing Facility ,PII,COONOOR

nne pharmaplan®	User Requirement Specifications					
	Equipment/System#		0.2/0.22 μ Sterile filter Unit			
	Identification #		T-SFU 01	Document#		URS/T/SFU 01
	Effective Date #		2014.01.02	Revision#		04

Specifications	Remarks
6.7.6 Performance criteria during FAT/SAT: <ol style="list-style-type: none"> Filter integrity test should be performed SIP of the whole system along with the compressed air inlet filter. Media fill with process simulation during SAT 	

7.0 CONSTRAINTS

7.1 Equipment location and available space

This equipment will be installed in the Revival of DPT Vaccine manufacturing Facility, PIIC as follows:

Equipment location: Fermentation room(B2G027)

Block: Tetanus Block

Floor: Ground Floor

Room Size: 9500 mm x 6300 mm

False Ceiling height : 4 m

Physical condition of the rooms:

- Room will be Non-BSL
- Class: EU Class "C"
- Differential Pressure:15 Pa
- Temperature maintained: 22±2 °C
- Relative Humidity: <55% RH

The equipment location is indicated in the layout enclosed in as **Annex I**.

7.2 Available Utility

7.2.1 Electricity: 1.75 kW(Ceiling suspended LAF)(Report Requirement)


7.2.2 Pure Steam@2.4 bar(g): _____ (Report Requirement)

7.2.3 Compressed Air@6-8 bar(g): _____(Report Requirement)

8.0 ABBREVIATION

Terms	Abbreviation
°C	Degree Centigrade
NPI	NNE Pharmaplan India Ltd
HLL	HLL Life care Limited
PII	Pasteur Institute of India
SS	Stainless steel
SFU	Sterile Filtration Unit

HLL LIFECARE LIMITED,CHENNAI**Revival of DPT Vaccine Manufacturing Facility ,PII,COONOOR**

nne pharmaplan®	User Requirement Specifications				
	Equipment/System#	0.2/0.22 µ Sterile filter Unit			
	Identification #	T-SFU 01	Document#	URS/T/SFU 01	
	Effective Date #	2014.01.02	Revision#	04	

REVISION INDEX

Revision	Date	Reason for Revision
00	2012.07.04	First draft for Client's review
01	2012-10-22	Format changed as per HLL requirement
02	2013.02.05	Comments from HLL/PIIC incorporated
03	2013.03.18	Comments from HLL/PIIC incorporated_ email dated 2013.03.18
04	2014.01.02	Comments from HLL/PIIC incorporated_ email dated 2013.12.30

HLL LIFECARE LIMITED,CHENNAI

Revival of DPT Vaccine Manufacturing Facility ,PII,COONOOR

nne pharmaplan®

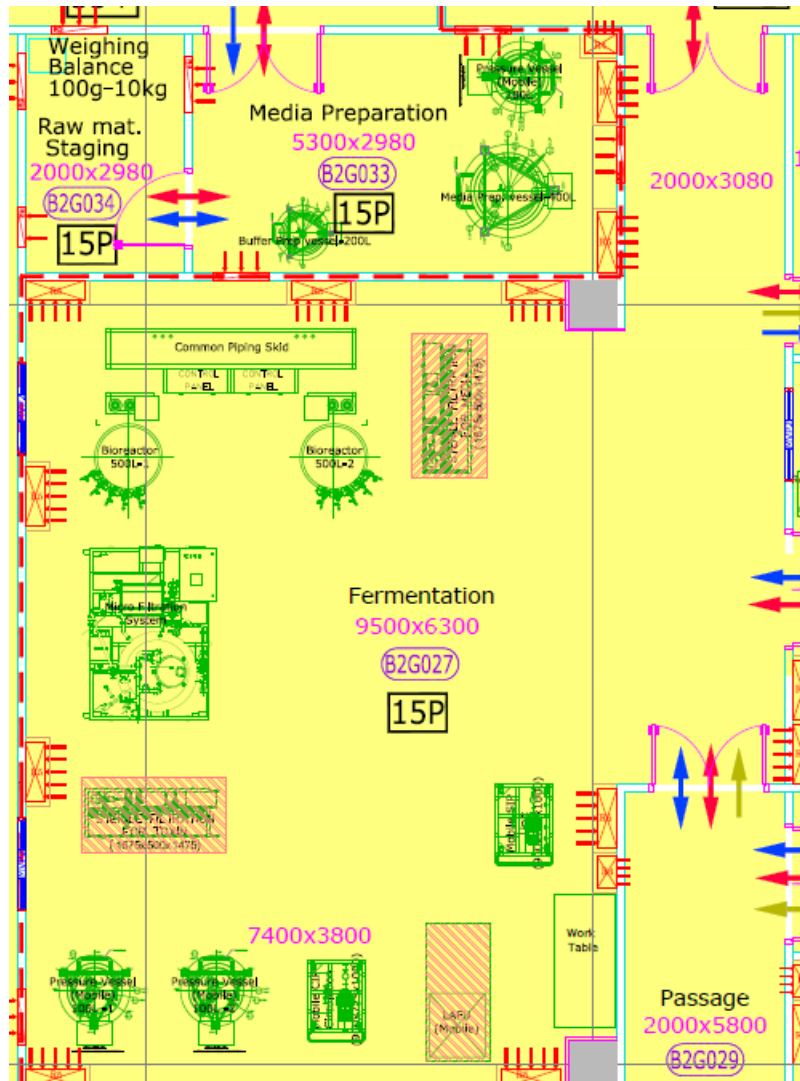
User Requirement Specifications

Equipment/System#	0.2/0.22 µ Sterile filter Unit		
Identification #	T-SFU 01	Document#	URS/T/SFU 01
Effective Date #	2014.01.02	Revision#	04




Annex I: Layout

Room No: B2G027 ;Room Dimension:9.5 m X 6.375 m



HLL LIFECARE LIMITED,CHENNAI

Revival of DPT Vaccine Manufacturing Facility ,PILCOONOOR

nne pharmaplan®	User Requirement Specifications					
	Equipment/System#		0.2/0.22 µ Sterile filter Unit			
	Identification #		T-SFU 01	Document#		URS/T/SFU 01
	Effective Date #		2014.01.02	Revision#		04

URS Annexure 2: List of Preferred Make of components

SL.NO	DESCRIPTION	MAKE
1	Steam trap	STERIFLOW/ITT
A	MECHANICAL	
2	Pressure gauges	WIKA/Denver/Negele
3	Pre air filter cartridge	Sartorius/PALL/Millipore
4	Filter cartridge	Sartorius/PALL/Millipore
5	Filter housing	Sartorius/PALL/Millipore
6	Diaphragm valve(Manual)	GEMU/SED
7	Ball valve(Manual)	Modentic/Saunders/Alfa laval
8	Sampling valve	Novaseptic/GEMU